



10 For  
Life



**TEN SCRIPTURES  
THAT WILL CHANGE  
YOUR LIFE!**



## **TABLE OF CONTENTS**

<b>Introduction.....</b>	<b>page 1</b>
<b>The Elements.....</b>	<b>page 2</b>
<b>How To Use The Lesson Plan Worksheet.....</b>	<b>page 3</b>
<b>Music CD Track Listing.....</b>	<b>page 4</b>
<b>Lesson 1: “In God We Trust” (Proverbs 3:5,6).....</b>	<b>page 5</b>
<b>Lesson 2: “For God So Loved” (John 3:16).....</b>	<b>page 14</b>
<b>Lesson 3: “Heal Our Land” (2 Chronicles 7:14).....</b>	<b>page 23</b>
<b>Lesson 4: “Waiting On God” (Isaiah 40:31).....</b>	<b>page 32</b>
<b>Lesson 5: “Strong and Courageous” (Joshua 1:9).....</b>	<b>page 40</b>
<b>Lesson 6: “Two Greatest Commands” (Matthew 22:37-39).....</b>	<b>page 49</b>
<b>Lesson 7: “I Can Do” (Philippians 4:13).....</b>	<b>page 57</b>
<b>Lesson 8: “Put God First” (Matthew 6:33).....</b>	<b>page 66</b>
<b>Lesson 9: “God’s Will For My Life” (1 Thessalonians 5:16-18).....</b>	<b>page 75</b>
<b>Lesson 10: “What’s So Special About Jesus?” (John 14:6).....</b>	<b>page 84</b>



## **The Elements**

### **The DVD:**

Included on the DVD are the Lesson Intro Video segments featuring Max Montgomery and Boffo, the Power Verse Videos featuring Dr. Boing & Dr. Von Hinklesnot, the “Rap It Up” Videos featuring Skittles, a five-minute Countdown video to begin each service, plus a bonus “Bloopers” segment. You can also find the mpg-1 video files for each video on the Data CD.

### **The Music CD:**

Contained on this music disc are instrumental game songs, the “BIG IDEA” sound byte, “Let’s Play A Game” intro song, and the world famous “OFFERING TIME” song to introduce the Offering as well as other bonus songs.

### **The Data CD:**

This CD contains the Printable Lesson Manual and graphics/artwork you can use to promote this amazing series. Also included are PowerPoint games, slides for use during illustrated sermons, and PowerPoint slides for each Big Idea and Power Verse. The Student Weekly Take-Home Activity Sheets are a great way to keep your kids thinking throughout the week about what they learned on Sunday. In addition, you will find a “Family Devotion” for each lesson. These are designed to either send home with the parents (*to reinforce the lesson during the week*), OR they can be used as ten-minute “small group segments” in your service (*to reinforce the lesson right away*).

### **The BIG IDEA:**

This is the main thought you want to get across to the kids during the weekly lessons. The BIG IDEA is a simple statement that sums up the entire week’s lesson. Sometimes it rhymes, sometimes it relies on rhythm, and other times it is just crazy fun! The goal is to have the kids learn the BIG IDEA by repetition. Included on the CD is the sound byte “Hey! What’s The Big Idea?” (*track #1*). This is a sound byte that your sound engineer can play as many times during the service as desired. Each time the kids hear the sound byte, they should stand up on their feet and say the week’s BIG IDEA. However you choose to use it, the BIG IDEA is the main thought you want your children to learn each week.

### **Game Time:**

Each week a game has been provided. Most of them are themed with the lesson being taught that week. There are also high energy instrumental game songs included on the Music CD. Some of them are 60-second versions (*to be used for games with a one-minute time limit*), and some of them are extended versions. More music can be found on our Crazy Kids Game Music CDs at [www.highvoltage-kids.com](http://www.highvoltage-kids.com).

### **Character Skits:**

These skits feature “Referee Ricky” (*a crazy referee dressed in a referee shirt with a LOUD whistle*). Referee Ricky interacts with another person (you or any member of your team). There is a slide in the PowerPoint presentations to use as a backdrop for “Referee Ricky.” If you would rather use a puppet for these skits, that is welcomed. Use the skits in whatever way works best for you.

### **Illustrated Messages:**

Because kids tend to learn best if you combine speaking the truth with visual illustrations, we have written an illustrated sermon to be used each week. Materials are listed, and manuscripts are provided. Each illustrated sermon comes with a PowerPoint slide for each main point.

# 10 FOR LIFE LESSON 1

"IN GOD WE TRUST"

## MAIN FOCUS

*We must trust God with all of our heart, and He will guide our paths.*

## POWER VERSE

*"Trust in the LORD with all your heart; do not depend on your own understanding. Seek his will in all you do, and he will direct your paths." - Proverbs 3:5,6*

## BIG IDEA

*"Trust In The Lord With ALL Of Your Heart!"*

## Leader's Info

God has an amazing plan for the lives of every human being. He has a path that He wants us to follow in order to fulfill His plan for our lives.

As we go along in life, we tend to "do our own thing" and follow our own plan until we find ourselves messed up and "off the path." It's only then that most of us call out for help and ask God to "fix our mess."

If we are going to stay on the path that God has for our lives, we must trust Him with ALL of our heart, not just in the areas that we choose.

In today's lesson, we will look at Proverbs 3:5,6 and learn what it means to put ALL of our trust in God and following His plan for our lives.

☀️ **INTRO VIDEO**  
*"THE TEN SHOW"*

☀️ **OFFERING TIME**

☀️ **PRAISE SONGS**

☀️ **CHARACTER SKIT**  
*"REFEREE RICKY"*

☀️ **POWER VERSE VIDEO**  
*"TRUST IN THE LORD WITH ALL YOUR HEART; DO NOT DEPEND ON YOUR OWN UNDERSTANDING. SEEK HIS WILL IN ALL YOU DO, AND HE WILL DIRECT YOUR PATHS."  
- PROVERBS 3:5,6*

☀️ **GAME TIME**  
*"A-MAZE-ING VERSE"*

☀️ **WORSHIP SONGS**

☀️ **ILLUSTRATED MESSAGE**  
*"IN GOD WE TRUST"*

☀️ **"RAP IT UP" VIDEO**

☀️ **REVIEW QUESTIONS**

# 10 FOR LIFE LESSON 1

"IN GOD WE TRUST"

## MAIN FOCUS

We must trust God with all of our heart, and He will guide our paths.

## POWER VERSE

"Trust in the LORD with all your heart; do not depend on your own understanding. Seek his will in all you do, and he will direct your paths." - Proverbs 3:5,6

## BIG IDEA

"Trust In The Lord With ALL Of Your Heart!"

### INTRO VIDEO

"THE TEN SHOW"

### OFFERING TIME

### PRAISE SONGS

### CHARACTER SKIT

"REFEREE RICKY"

### POWER VERSE VIDEO

"TRUST IN THE LORD WITH ALL YOUR HEART; DO NOT DEPEND ON YOUR OWN UNDERSTANDING. SEEK HIS WILL IN ALL YOU DO, AND HE WILL DIRECT YOUR PATHS." - PROVERBS 3:5,6

### GAME TIME

"A-MAZE-ING VERSE"

### WORSHIP SONGS

### ILLUSTRATED MESSAGE

"IN GOD WE TRUST"

### "RAP IT UP" VIDEO

### REVIEW QUESTIONS

## ORDER OF SERVICE

1. \_\_\_\_\_  
by \_\_\_\_\_
2. \_\_\_\_\_  
by \_\_\_\_\_
3. \_\_\_\_\_  
by \_\_\_\_\_
4. \_\_\_\_\_  
by \_\_\_\_\_
5. \_\_\_\_\_  
by \_\_\_\_\_
6. \_\_\_\_\_  
by \_\_\_\_\_
7. \_\_\_\_\_  
by \_\_\_\_\_
8. \_\_\_\_\_  
by \_\_\_\_\_
9. \_\_\_\_\_  
by \_\_\_\_\_
10. \_\_\_\_\_  
by \_\_\_\_\_
11. \_\_\_\_\_  
by \_\_\_\_\_
12. \_\_\_\_\_  
by \_\_\_\_\_
13. \_\_\_\_\_  
by \_\_\_\_\_
14. \_\_\_\_\_  
by \_\_\_\_\_
15. \_\_\_\_\_  
by \_\_\_\_\_
16. \_\_\_\_\_  
by \_\_\_\_\_
17. \_\_\_\_\_  
by \_\_\_\_\_

# 10 FOR LIFE LESSON 1

"IN GOD WE TRUST"

## CHARACTER SKIT

**Character: Referee Ricky** *(a high energy football referee dressed in a black and white striped referee shirt; loves to blow his whistle)*

**Leader:** I am so excited to start our series called "TEN For Life" today. *(All of a sudden the music theme from "NFL On Fox" or "Monday Night Football" begins playing. Referee Ricky comes running in blowing his whistle over and over)* Who in the world are you???

**Ricky:** I'll tell you who I am! I am Referee Ricky!

**Leader:** Referee Ricky?

**Ricky:** That's right! I am here to talk to you about "TEN For Life"! I am a PROfessional football referee! *(blows whistle)*

**Leader:** *(holding ears)* Wow! That is loud!

**Ricky:** *(blows whistle)* You better believe it's loud. It's my job in a football game to enforce the rules. The rules are an important part of the game. They help the players on the field play the game the way it was meant to be played. If they get out of line and don't follow the rules, then *(blows whistle)* I give them a penalty! That sets them back TEN yards!

**Leader:** Wow! So, it's important for the players to KNOW the rules, huh? That way they know when they might be breaking them.

**Ricky:** You got it!

**Leader:** I see. Well, let me ask you...ummm...tell me your name again.

**Ricky:** Referee Ricky! Try saying that TEN times fast.

**Leader:** Oh, I can do that. *(tries, but it is almost impossible)* Wow! That's almost impossible.

**Ricky:** It sure is almost impossible. Just like it is impossible to win in the game of football if you don't know the rules. Well, it's the same with the Bible. The Bible is our rulebook for life. God gave us the Bible to teach us how the "game of life" is to be played. If we don't know what the Bible teaches us, then we will never be able to live life the way God has planned for us.

**Leader:** That makes a lot of sense.

**Ricky:** Of course it does! Or my name ain't Referee Ricky! *(blows his whistle)*

**Leader:** WOW! Do you have to keep blowing that whistle?

(CONTINUED ON NEXT PAGE)

# 10 FOR LIFE LESSON 1

"IN GOD WE TRUST"

## CHARACTER SKIT (CONTINUED)

**Ricky:** I don't have to.

**Leader:** *(rubbing ears)* Good.

**Ricky:** But, I will! *(blows whistle)*

**Leader:** *(holding ears)* Why do you have to keep doing that?

**Ricky:** I have to make sure you and these kids understand the importance of knowing the Bible. That's why we are going to be memorizing a new scripture every week.

**Leader:** I know! I am excited about it! Kids, are you excited about it? *(let them respond)*

**Ricky:** I'm big-time excited about it. And, you know what I do when I get excited?

**Leader:** No, what?

**Ricky:** *(blows whistle like crazy)* That's what I do! So, kids, make sure you work hard and memorize the scriptures every week! Learn God's rules for life! It will help you stay on HIS path for your life! And, we all know that HIS path is THE path for our lives!

**Leader:** You got that right!

**Ricky:** Of course I did! Tell you what! I'm gonna get out of here and let a couple of my good friends, Dr. Boing and Dr. Von Hinklesnot teach you today's Power Verse!

**Leader:** Sounds good! It was a pleasure to meet you, Referee Ricky!

**Ricky:** O, I will be back! You can guarantee it! See you later, kids! *(theme song begins to play, as he runs out of the room blowing his whistle)*

**Leader:** Wow! He's loud! Let's try to memorize our scripture for the week as we watch the Power Verse Video!

# 10 FOR LIFE LESSON 1


"IN GOD WE TRUST"

## GAME TIME

### "A-MAZE-ING VERSE"

#### Items Needed For Game:

- \* White board
- \* Chalk board or poster board
- \* Piece of cloth or newspaper



**Preparation:** Write the following at the top of the white board:

“ \_\_\_\_\_ the \_\_\_\_\_ \_\_\_\_\_ \_\_\_\_\_; do not \_\_\_\_\_  
 \_\_\_\_\_ \_\_\_\_\_ . Seek \_\_\_\_\_ in \_\_\_\_\_ , and  
 He \_\_\_\_\_ your \_\_\_\_\_ .”  
 \_\_\_\_\_ : \_\_\_\_\_

Each blank represents a word in our Power Verse. Draw a maze under the verse. At the finishing point of the maze, draw a heart. Cover the maze with the cloth (old sheet, towel) or newspaper until your ready to begin the game.

**How To Play:** Remove the covering from the maze. Ask the children to raise their hands if they know one of the missing words. If they give a correct answer, they get to choose which direction to go in the maze. You can make this game as easy or as hard as you like depending on the difficulty of the maze. Make sure there are at least 24 turns in the maze (for the 24 blanks in the Power Verse — “Trust in the LORD with all your heart; do not depend on your own understanding. Seek his will in all you do, and he will direct your paths. - Proverbs 3:5,6) When the children finally make it to the end, tell them that the heart represents them working to put the word of God into their hearts.

Reward all of the children with a prize. Tell them that when we hide God’s word in our heart, EVERYONE wins!



# 10 FOR LIFE LESSON 1

"IN GOD WE TRUST"

## ILLUSTRATED MESSAGE

"IN GOD WE TRUST"

**Materials Needed:** The Data CD; a \$1 bill (or any denomination of money you choose); a chair; an adult volunteer; a small child volunteer; a white board; two small bag of cookies (one you will have out in the open, the other you will hide somewhere accessible on the stage)

**Preparation:** Open the PowerPoint presentation on the Data CD titled "Lesson One," begin with the slide titled "In God We Trust"; choose your volunteers ahead of time and prepare them for what they will do.



**The Message:** (title slide)

(hold up the money) There are FOUR words that are on every single piece of U.S. money. Can anyone tell me what they are? (allow children to respond) It's "IN GOD WE TRUST." These words are not only important for our nation, but they are also important for each and every person who is a follower of Jesus.

Our Power Verse today says, "Trust in the LORD with all your heart; do not depend on your own understanding. Seek his will in all you do, and he will direct your paths." - **Proverbs 3:5,6** There are several lessons we can learn from this verse.



**1) We Can Always Trust God (slide)**

God created each and every one of us. He knew exactly what we were going to look like, be like, and what we were going to be when we grow up—even before we were ever born. God loves us and has a plan for our lives. We can trust Him to take care of us and lead us throughout our lives.

What does it mean to TRUST God? Let me demonstrate. (Invite a child to come up to the stage and stand on the chair you have placed in the middle of the platform. Have the child stand with their back to the audience. Invite your adult volunteer to come up and stand in front of the chair.) Trust is a very important thing. It requires a person to believe that the other person **wants to** and **is able to** do the right thing. For instance, if \_\_\_\_\_ (child volunteer) trusts \_\_\_\_\_ (adult volunteer), then they will have no problem falling backwards and trusting that they will be caught. They have to trust that \_\_\_\_\_ (adult volunteer) both **wants to** and **is able to** catch them. If they didn't trust, then there is no way they would fall backwards, right? (instruct the child to fall backwards into the arms of the adult volunteer to demonstrate their trust) Now, that' trust! Give them both a hand!!!

We can certainly trust God because we know that He **WANTS TO** and **IS ABLE TO** take care of us, lead us, and direct us. Right? But, sadly, many times we don't really trust Him the way the verse

(CONTINUED ON NEXT PAGE)

# 10 FOR LIFE LESSON 1

"IN GOD WE TRUST"

## ILLUSTRATED MESSAGE

(CONTINUED)

teaches us. You see, we can't just half-way trust God.



### 2) We Must Trust Him With ALL Of Our Heart (slide)

Before I teach this part, I want to bless the kids sitting on the front row. There's nothing better than cookies to celebrate something awesome! So, because I'm a giver and I love you for sitting up front, to give away ALL of these cookies. (*hand a cookie to the kids on the front row—make sure you empty the bag. What the kids don't know is that you have another bag of cookies hidden somewhere on the stage. You will be getting some cookies from that stash as you talk.*) Instead of keeping them for myself, which I really want to do, I'm giving them all to you. Enjoy.

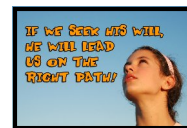
Our Power Verse says that we are to trust God with ALL of our heart. That means we trust Him ALL the time, in ALL situations, and in ALL areas of our lives. (*pull out the other bag of cookies and start to eat some. Most likely the kids will start to yell, "You said you gave out ALL of the cookies! You didn't!"*) You are right. I told you I was giving out ALL of the cookies I had, but I kept the ones back that I wanted for myself.

Many times we say "all," but what we really mean is "most." We hold back what we want to keep and give all that we want to give. We give some and pretend we're giving all. It's like me with the cookies. I told you I was giving you all of them. That was technically true. I said "I'm giving you all of these cookies." I didn't mean all the cookies I wanted to keep. Only all the cookies I wanted to give.

We do that with God, too. We say, "God I trust you." But, we hold back areas of our life that we want to control—like the friends we choose, the music we listen to, and the things we like to do. Our verse today says we are to trust with ALL our heart and seek His will in ALL we do. That means we can't hold anything back.

If we will trust God with ALL of our heart and we will seek His will in ALL we do, then what does God promise to do? Our Power Verse tells us. It says, "*Trust in the LORD with all your heart; do not depend on your own understanding. Seek his will in all you do, and...*" (*allow kids to finish the verse*) That's right! "*...he will direct your paths.*"

### 3) If We Seek His Will, He Will Lead Us On The Right Path (slide)



What does it mean for God to lead us on the right path? (walk over to the white board) It's like this. If THIS (*draw a dot on one side of the board*) is when we are born and THIS (*draw another dot on the other side of the board*) is when we die, then if we trust God with ALL of our heart and seek His will in ALL we do, then He will lead us straight down the path that He has planned for us (*draw a straight line from point A to point B*). Without God, our path would look like this (*draw a line that curves and*

(CONTINUED ON NEXT PAGE)

# 10 FOR LIFE LESSON 1

"IN GOD WE TRUST"

---

## ILLUSTRATED MESSAGE

*(CONTINUED)*

*swirls all over the place and never reaches the other point). Without putting our trust in God and seeking His will in all we do, then our life will NEVER reach the potential that He has planned for us. And, God has an AMAZING plan for us all. That's why you must, "Trust in the LORD with all your heart; do not depend on your own understanding. Seek his will in all you do, and he will direct your paths." - Proverbs 3:5,6.*

### **ALTAR RESPONSE:** *(play soft music)*

Pray for the kids to submit their lives to God and trust Him with ALL of their heart. Ask them to think of anything they are holding back from God (their choice of friends, their choice of entertainment, their plans for life) and make a decision to seek HIS will in ALL they do so that He will direct their paths.

# 10 FOR LIFE LESSON 1

"IN GOD WE TRUST"

---

## REVIEW QUESTIONS

1. What was today's Big Idea?  
Answer: *"Trust in The Lord With ALL Of Your Heart!"*
2. What was the name of the host of "The Ten Show"?  
Answer: *Max (or Maxwell Montgomery)*
3. What was the name of the leader of "The Ten Show" Band?  
Answer: *Boffo*
4. What four words are on every piece of U.S. money?  
Answer: *In God We Trust*
5. With how much of our heart are we to trust God?  
Answer: *with ALL of our heart*
6. Is God able to and willing to take care of us?  
Answer: *yes*
7. Today we learned: "If We Seek His Will, He Will Lead Us On The \_\_\_\_\_"  
Answer: *right path*
8. What was the name of the referee we met today?  
Answer: *Referee Ricky*
9. What is the name of the series we started today?  
Answer: *Ten For Life*
10. Where was our Power Verse found?  
Answer: *Proverbs 3:5,6*

**The following page is a  
sample of one of the Student  
Take-Home Sheets provided  
for each lesson!**



# This Week's Lesson:

## "In God We Trust"

**THE BIG IDEA** "Trust In The Lord With ALL Of Your Heart!"

**POWER VERSE** *"Trust in the LORD with all your heart; do not depend on your own understanding. Seek his will in all you do, and he will direct your paths." - Proverbs 3:5,6*

### This Week's Main Focus:

**We must trust God with all of our heart, and He will guide our paths.**

Getting lost is no fun! Have you ever been in the car and your parents started to realize that they were lost? The buildings didn't look familiar, the road signs weren't the ones they wanted to see and they just were on the wrong road? Maybe your parents had directions they printed on the computer, or they had a map, or maybe they used a GPS (Global Positioning System) in their car that shows them how to get somewhere. They trusted those directions, but still wound up lost. Did you hear about the person that was driving and their GPS told them to take a certain road and they started driving on that road? That road wasn't paved and led them into the wilderness—they were lost for 3 days!!!! They trusted their GPS and it let them down!

**We can't put all of our trust in anything but GOD, boys and girls!** God knows the way, God is the Way, and God leads us the right way in our lives! God never makes a wrong turn, never misses an exit ramp and God never leads us down a wrong road. As long as we put all of our trust in Him, He will direct our paths!

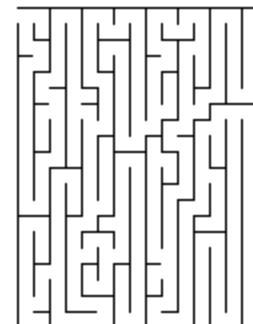
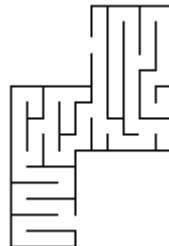

Give God all of your heart! Now, I don't mean to take your heart out of your body and throw it up to Heaven! Surrender all of your life, all of your "wants", all of yourself to Him and don't trust in what you think about things. We don't see all the way down the path and don't know where the path we want our lives to take turns and ends up. Only God knows it ALL—so trust Him ALL THE WAY!



## "Let's Pray!"

*"Dear Jesus, Lord, I give you my heart—take full control! Jesus, I trust in You because You are my Healer, You are my Provider, You are my Lord! Multiply my trust in You so that I trust You to infinity and beyond! I want to be more trusting in You than ever before. You are trustworthy, God! There is no other way but YOU, God! AMEN!"*

**This Week's Activity:** Which maze can you do without making a wrong turn?



**The following page is a  
sample of one of the Family  
Devotions provided for each  
lesson!**

# Family Devotion

(FOR ALL AGES)

## "In God We Trust"

THE BIG IDEA



POWER VERSE

"Trust In The Lord With All Of Your Heart!"

"Trust in the LORD with all your heart; do not depend on your own understanding. Seek his will in all you do, and he will direct your paths." - Proverbs 3:5,6

Tell your kids that for the next ten weeks, you're going to work together as a family to memorize the 10 Power Verses they're learning in church. If you want, you can make it a contest among your own family by doing one or more of the following (customize these ideas to fit the ages of your kids):

- Earn a ticket for each verse learned. At the end of the series, you can redeem your tickets for various prizes (anything from candy to a trip to the movies or some other special treat)
- Give each member of your family a Ziplock bag. Throughout the week, randomly ask your kids to repeat the verse (they can ask you, too!). Each time they repeat the verse correctly, add a dime to their bag. Give everyone plenty of opportunities to repeat the verse.
- Have a contest to see who can come up with the most interesting/wackiest/creative way to memorize a verse. The winner gets a week off of doing chores.

Whatever you decide to do, make it fun, and make it repetitive; the more everyone repeats the verse, the likelier it is for the verse to become a part of their long-term memory.

This week's verse is **Proverbs 3:5,6**:

"Trust in the LORD with all your heart; do not depend on your own understanding. Seek his will in all you do, and he will direct your paths."

First, divide the verse into four lines, making a rhythm by emphasizing the bolded words.

**Trust** in the **Lord** with **all** your **heart**  
**Do not depend** on your **own** understanding  
**Seek his will** in **all** you **do**  
**And he** will **direct** your **paths**

(CONTINUED ON OTHER SIDE)

If you want, you can say these verses in rap. For people who like to move around, march, clap, or come up with some kind of drum sequence to the beat of the verse while everyone repeats it several times. While it may seem silly, even older teens and adults who learn kinesthetically (through their body) may learn better by associating a movement with the rhythm.

If you choose, you can also sing these verses to the tune of the song, "Rock-a-Bye-Baby":

Trust in the Lord (*Rock-a-bye, baby*)

With all your heart (*In the treetop*)

Do not depend (*When the wind blows*)

On your own understanding (*The cradle will rock*) [say "on your own" quickly]

Seek his will (*When the bough breaks*)

In all you do (*The cradle will fall*)

And he will (*And down will come baby*) [draw out "he"]

Direct your paths (*Cradle and all*)

After you have repeated the verse several times, take each line separately and discuss the following questions:

- What does it mean to trust God with ALL of your heart?
- Why is depending on your own understanding not a good idea?
- Why is depending on God a better idea?
- How can we seek God's will?
- What are some ways God directs our paths?

Remember, repetition is the key to memorization, so make sure that you review the verses with your kids several times throughout the week.

End your devotion by asking God to help you trust him more and seek his will in everything you do. Then thank him for giving you the direction you need in your life.