



TEAM

TEAM MEANS WE, NOT ME

KIDS WILL ...

Kids will discover that they have TEAM Spirit when they partner with others to accomplish goals. Through teamwork they can accomplish more than when alone.

SESSION FOCUS

Some sports stars love to brag about their abilities. Despite the bragging, athletes don't achieve success on their own. Even those who compete in individual sports have a team of people helping them succeed. On a team, selfishness can lead to defeat. Winning teams work together to create a winning team. That's what *TEAM Spirit* represents.

TEAM Spirit can mean giving up things we really want, like being a superstar or getting the best seat at the lunch table. Sometimes our sacrifice goes unappreciated as we will see in the sports story. But when we look out for others, we are always winners in God's eyes.

Today you will also introduce kids to a God who loves them and wants them on His team. For some kids, it may be the first time they have ever heard that God loves them and wants them on His team. Others will be challenged to have *TEAM Spirit* with their teammates and fellow believers.

MEGA Verse: Each day, kids will sing "Romans 8:37" during the Halftime Rally. As kids sing the song, they will memorize the MEGA Verse.

"Be kind and compassionate to one another, forgiving each other, just as in Christ God forgave you."

MEGA POINT



Give me the T!
Team means we, not me.

BIBLE STORY



Jesus Chooses His Team
Matthew 4:18–22; 9:9; Mark 1:16–34; John 1:35–51; Luke 5:1–11

SPORTS STORY



Morgan William
Benched Star

MEGA VERSE



Romans 8:37, NIV

➤ OPENING RALLY



This session welcomes the kids and introduces the daily theme and MEGA Point.

RALLY OVERVIEW

TIME	RALLY SEGMENT	KEY PERSONNEL & MEDIA
	ARRIVAL TIME & MUSIC	Music Coach; Music & Media DVD or Music CD or downloaded files*
	WELCOME	Rally Coach
	MEGA POINT SPOTLIGHT	Rally Coach; Music & Media DVD or downloaded video*
	MEGA VISITS/AWARDS/ CONCLUSION	MEGA; Rally Coach; Director CD-ROM ; Head Coaches
	PRAYER	Rally Coach

DAY 1

YOU WILL NEED	GETTING READY
<input type="checkbox"/> MEGA Sports Camp TEAM Spirit Music & Media DVD or Music CD <input type="checkbox"/> MEGA Sports Camp TEAM Spirit Director CD-ROM <input type="checkbox"/> TEAM Spirit T Poster from the TEAM Spirit Poster Pack <input type="checkbox"/> Sports Flash 1 <input type="checkbox"/> Theme Keeper <input type="checkbox"/> MEGA Verse Wristband	<ul style="list-style-type: none"> ✓ Practice the songs you plan to sing. ✓ Read through the Opening Rally so you are comfortable sharing with the kids. ✓ Print the Rally Guide pages from the Director CD-ROM for MEGA to review. ✓ If you are not using the MEGA Point Spotlight video segment, practice the MEGA Point before you teach it to the kids.

ARRIVAL TIME & MUSIC

- Have the Music Coach onstage and “Ephesians 4:32” playing as the kids arrive. Encourage the kids to begin singing as soon as they come in.
- ▶▶▶ When everyone is assembled, lead the following song.
 - ▶ “MEGA Sports Camp Song”
- ▶▶▶ Click to show the **TEAM Spirit T Poster**.

NEW RESOURCES

* You may purchase the songs and video segments by downloading them from www.MEGASportsCamp.com

WELCOME

- Welcome the kids to the Rally Zone with excitement and energy in your voice.

Welcome to our first MEGA Sports Camp rally! Who’s excited to be here? (*Group response*). I’m really glad you are here. At this camp, we are going to play sports. Who’s ready to play sports? (*Group response*). AND at this camp we are going to have lots of fun! Who’s ready to have fun? (*Group response*)

In between Sports Sessions, we’ll come together for rallies like this. These rallies will be fun times to discover more about our



theme: *TEAM Spirit*. *TEAM Spirit* is all about being a part of something bigger than yourself. It's the key to success in sports and in life.

Let's see how much *TEAM Spirit* you have right now! On the count of three, I want you to yell the sport that you came to learn more about at our Sports Camp. Ready? One, two, three, go! (*Group response*)

At MEGA Sports Camp, you're going to learn different ways you show your team spirit in sports, at school, and at home. So let's find out more about *TEAM Spirit*.

MEGA POINT SPOTLIGHT

Coach Tom introduces today's MEGA Point.

- ▶▶ Play the Day 1 MEGA Point Spotlight from the **Music & Media DVD***. As the video ends, the **TEAM Spirit T Poster** appears.
- Show kids the **TEAM Spirit T Poster**.

The *T* in *TEAM Spirit* reminds us that being a part of a team means we are a part of something bigger than ourselves. If a team wants to win, everyone needs to play their part to the best of their ability. When teams work together, they win. Who likes to win? (*Group response*)

Being a good team member means recognizing others for the things they do well. Sometimes that may mean giving up something you want to do because someone else can do it better. We show *TEAM Spirit* by putting the team first. That is the key to victory whether we win the game or not. When we work together as a team, we've already won!

MEGA VISITS

- ➔ MEGA enters from the back and runs to the stage causing quite a commotion. (*He might climb over a row of kids, trip in the aisle, etc. When he finally gets to the stage, he should pause, catch his breath, then raise his hands triumphantly.*)

Kids, speaking of *TEAM Spirit*, this is MEGA. He's our Sports Camp mascot, and he's full of *TEAM Spirit*. Let's give him a hand. (*Lead kids in applauding for MEGA.*) When MEGA shows up, he loves to help us practice the MEGA Point together.

- ➔ MEGA nods yes and does the MEGA Point action.

Oh, I think MEGA wants us to do the actions for *TEAM Spirit* each time we say the MEGA Point. Right, MEGA? (*MEGA nods.*) Let's practice.

- Lead the kids in doing the actions a few times.

COACH'S CORNER



*If you don't use the **Music & Media DVD**, you may purchase and download the video from www.MEGASportsCamp.com or you may have a leader teach the MEGA Point.



COACH'S CORNER



If there are kids present from an earlier camp, ask one to come up, give MEGA a high five or a hug, and explain to everyone who MEGA is and what he does.

→ MEGA does the MEGA Point action.

Now, you're doing that action to tell us to say the MEGA Point, right? (*MEGA nods yes.*) Let's show MEGA that we already know today's MEGA Point. Are you ready? (*Group response*)

- Lead the kids in acting out the letter T as they say the MEGA Point.

Give me the T!

Team means we, not me.

That was incredible! Wasn't that incredible, MEGA? (*MEGA gives kids a thumbs-up.*)

MEGA loves to hear the MEGA Point. So whenever he shows up and does this (*MEGA does the MEGA Point action*), he wants to hear you say the MEGA Point. Let's try it again right now.

→ MEGA does the MEGA Point action.

Give me the T!

Team means we, not me.

→ MEGA should respond with excitement when the kids are done.

MEGA, are you going to hang out with us today?

→ MEGA nods yes.

Great, MEGA! Later, you and the kids will hear a sports story about a basketball team. Their star player lived out our MEGA Point when the coach benched her in the championship game. A winning team isn't just about being the star; it's about all the team members supporting each other.

You'll also hear about Jesus choosing a team of twelve friends. Jesus understood the importance of having a team. That reminds me of our MEGA Point.

Be ready to say the MEGA Point any time you see MEGA. Pay attention. You never know when he'll show up and want you to say the MEGA Point.

→ MEGA should respond with excitement.

AWARDS

Now, let's talk about one of the best parts of this Sports Camp—awards! Who likes to win prizes? (*Group response*)

- Choose one or both of the following ideas (or add your own) to describe how to win awards at your camp.

Sports Flash

Every day, you'll get a **Sports Flash** (*hold up Sports Flash 1*) filled with fun activities. Everyone who tries to do the activities and brings back the "I Did It!" portion next time will get their



MEGA Point Action



"T"



"E"



"A"



"M"




"TEAM Spirit!"

name entered in a special drawing.

- Tear off slip and show what to return.

Every day we'll give away special prizes, so don't forget to bring back your "I Did It!" slips.

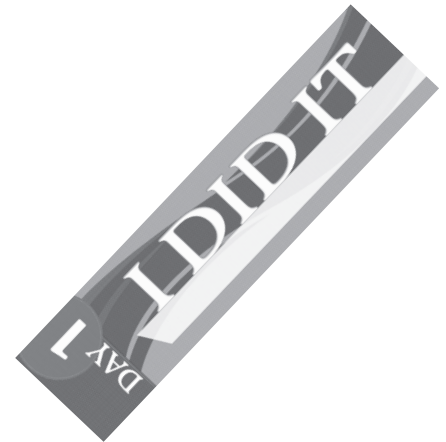
- Display the items you've chosen as prizes. (The **Water Bottle**, **Backpack**, or **T-shirt** from your kit make great prizes. Other options are marked in the **MEGA Sports Camp TEAM Spirit Catalog**.)



Theme Keepers

Who likes to collect things? (*Group response*) That's great! Every day you attend, you'll get a new **Theme Keeper**. Collect them all and they'll have the *TEAM Spirit* MEGA Verse on the back.

- Show the **TEAM Spirit Theme Keeper**.



CONCLUSION

Who's ready to play sports? (*Group response*) Let's meet the coaches.

- Call the coaches to the front, grouped by sport. Introduce each coach.

Before we head out to our first Sports Session, let's warm up and stretch. Everyone, stand up and follow our coach. (*Choose from the stretches listed.*)

- Ask a Head Coach to lead the kids in stretching exercises to prepare them for Sports Session 1. Use the warm-up exercises listed or your own.
 - ▶ eight jumping jacks (*Young kids may just jump up and down.*)
 - ▶ eight side stretches (*Kids put one arm on hip and reach the opposite arm over head to stretch side. Repeat on other side.*)
 - ▶ eight arm circles (*Kids hold arms out to the side and move in circles.*)
 - ▶ eight neck turns (*Kids turn head to left and right.*)
- Have MEGA exit now if he has not done so already.



COACH'S CORNER

MEGA can stay and do warm-ups with the kids or he can exit at this point.


Great job getting warmed up!

PRAYER

I think we're almost ready to go. Let's pray and ask God to be with us today.

Dear God, thank You for bringing this great group of people to MEGA Sports Camp today. Help everyone to have fun and stay safe while we play. Help us listen carefully to our coaches as they help us learn how to become better athletes. Amen.

- Dismiss the kids to go to Sports Session 1.

COACH'S CORNER 

MEGA should be off stage during all prayers to avoid distracting the kids.

COACH'S CORNER 

Feel free to adapt prayer as needed to fit your camp.

SPORTS SESSION 1



The Head Coaches conduct this session in the various Sports Areas. Instructions are found in the sports playbooks. The Huddle Coaches will assist the Head Coaches and encourage the athletes.


LEADERS	LOCATION
<ul style="list-style-type: none"> Head Coaches Huddle Coaches 	<ul style="list-style-type: none"> ✓ Sports Areas

COACH HUDDLE



Coach Huddle is held in the Sports Areas. The Huddle Coaches lead this discussion time with their kids. The Coach Huddle Guide provides the Huddle Coaches with direction.

LEADERS	LOCATION
<ul style="list-style-type: none"> Huddle Coaches 	<ul style="list-style-type: none"> ✓ Sports Areas



SPORTS SESSION 2



The Head Coaches conduct this session in the various Sports Areas. Instructions are found in the sports playbooks.

LEADERS	LOCATION
<ul style="list-style-type: none"> Head Coaches Huddle Coaches 	<ul style="list-style-type: none"> ✓ Sports Areas

SNACKS & BREAK



Let the kids take a break and finish their snacks before they gather for the Halftime Rally.

LEADERS	LOCATION
<ul style="list-style-type: none"> Snack Coaches 	<ul style="list-style-type: none"> ✓ Concession Stand

▶ HALFTIME RALLY



The Halftime Rally allows kids to hear a sports story that reinforces the day's theme.

DAY 1

RALLY OVERVIEW

TIME	RALLY SEGMENT	KEY PERSONNEL & MEDIA
	TRANSITION TIME & MUSIC	Rally Coach; Music Coach; Music & Media DVD or Music CD or downloaded files*
	WELCOME	Music & Media DVD ; Rally Coach
	MEGA VERSE SONG	Rally Coach; Music Coach; Music & Media DVD or Music CD or downloaded*
	MEGA VISITS	MEGA; Rally Coach; Director CD-ROM
	SPORTS STORY/CONCLUSION	Rally Coach; MEGA; Director CD-ROM

YOU WILL NEED	GETTING READY
<input type="checkbox"/> MEGA Sports Camp TEAM Spirit Music & Media DVD <input type="checkbox"/> Three chairs <input type="checkbox"/> Basketball <input type="checkbox"/> Oven mitts <input type="checkbox"/> MEGA Sports Camp Backpack <input type="checkbox"/> Several water bottles <input type="checkbox"/> MEGA Sports Camp TEAM Spirit Sports Flash 1 <input type="checkbox"/> MEGA Verse Wristband , one per kid	<input checked="" type="checkbox"/> Practice the songs you plan to sing. <input checked="" type="checkbox"/> Fill several water bottles and place them in the backpack.

TRANSITION TIME & MUSIC

- Transition from snack time by playing the “MEGA Sports Camp Song” to announce the beginning of the Halftime Rally. Encourage the kids to begin singing as soon as they arrive.

- ▶▶ When everyone is assembled, lead the following song.
 - ▶ “MEGA Sports Camp Song”

NEW RESOURCES

* You may purchase the songs and video segments by downloading them from www.MEGASportsCamp.com

WELCOME

If you've been having fun today, show your *TEAM Spirit* by cheering! (*Group response*) Who's already learned something new? (*Group response*) What have you learned? (*Group response*)

MEGA VERSE SONG

All right! We have something else we'll learn at our Sports Camp, and that's our MEGA Verse from the Bible. We've got a song to help us learn it.

COACH'S CORNER

MEGA can join the group for the singing and do the actions with the kids, but he should be unobtrusive during the Sports Spotlight segment.

- ▶▶ Lead kids in singing the MEGA Verse song.
 - ▶ “Ephesians 4:32”
- ▶▶ Click to show the **TEAM Spirit T Poster**.

MEGA VERSE WRISTBANDS

Do you like memorizing? Well, we have something to help you remember the MEGA Verse. It’s something you can wear. Each of you will receive one at the end of this rally.

- Display the **MEGA Verse Wristband**.

Wear your **Wristband** every day to our Sports Camp. You can use it to help you remember the MEGA Verse.

MEGA VISITS

- MEGA enters, carrying a basketball, three chairs, oven mitts, and a backpack filled with several water bottles. Tries to wave at the Rally Coach, and drops all of them.

Hi, MEGA! Whoa. Do you need some help?

- MEGA shakes head no and waves off the Rally Coach. He tries to pick up everything by himself and fails a few times.

Are you sure we can’t help you, MEGA? You know, being part of a team means we all work together.

- MEGA stops and scratches head, and then does the MEGA Point action.
- Lead the kids in saying the MEGA Point.

Give me the T!

Team means we, not me.

That’s right, MEGA! That’s what I’m talking about. Let some of us help you.

- Invite a few kids to help MEGA carry his equipment to the stage. Have them set up the chairs in a row center stage. Leave three or four feet of space between the chairs. Place the backpack and oven mitts on the floor to the side of the stage. MEGA will keep the basketball.
- MEGA high-fives each helper as they return to their seats.

There, isn’t that better? (*MEGA nods.*) By the way, aren’t the kids doing a great job saying the MEGA Point? (*MEGA nods.*) Did you visit the Sports Sessions and help them work on it? (*MEGA nods.*) Well, keep up the good work! Can you stay and help me tell a sports story?

- MEGA nods and claps excitedly.



COACH'S CORNER



The acronym BKACTOAFEOJAICGFY is the first letter of each word of the MEGA Verse.

SPORTS STORY

Kids hear a sports story that reinforces today's theme.

YOU WILL NEED	GETTING READY
<input type="checkbox"/> Three chairs <input type="checkbox"/> Basketball <input type="checkbox"/> Oven mitts <input type="checkbox"/> Backpack <input type="checkbox"/> Several water bottles <input type="checkbox"/> MEGA Sports Camp TEAM Spirit Sports Flash 1	<input checked="" type="checkbox"/> Fill several water bottles and place them in the backpack.

Who loves basketball? Clap twice if you love basketball.

- Let kids clap their hands twice as you count their claps aloud.
- MEGA responds enthusiastically.
- ▶▶ Click to show **Sports Flash 1**.

Today's sports story is about a women's basketball team, the Bulldogs from Mississippi State University. In 2017, the Bulldogs had a shot at their first NCAA national championship. They played hard and knocked off powerful opponents.

In the Elite Eight, the Bulldogs defeated Baylor in overtime. Baylor was expected to win the tournament, but the Bulldogs put an end to that.

In the game against Baylor, one player stood out—Morgan William, Mississippi State's point guard. At only 5 feet 5 inches tall, her nickname is "Itty Bitty." If you think that is short for a basketball player, clap three times over your head.

- Let kids clap their hands three times as you count aloud.


You're right, that isn't very tall for a basketball player. But being short didn't stop Morgan from scoring an amazing forty-one points in the game against Baylor.

Morgan is a superstar and a talented ball handler. Who knows how to dribble a basketball really well?


- Invite two or three kids to the stage to demonstrate dribbling as they weave through the chairs as fast as they can.
- MEGA cheers them on.

Wow! That was great! You guys play really well, just like Morgan did. Morgan worked really hard and did her best.

In the next round, the Final Four, the Bulldogs played UConn (the University of Connecticut). UConn was on an incredible winning streak. They had won their last 111 games. And they had won the last four NCAA Championships too!



COACH'S CORNER



If you prefer, use MEGA for the dribbling instead of choosing kids as volunteers.

Right as the buzzer sounded to end overtime, Morgan scored the winning basket. Morgan was a hero for the Bulldogs.

But in the final game, the Championship Game, Morgan didn't play like a hero. Even though she played hard, she was tired and it showed in her energy level and in the mistakes she made.

So, in the fourth quarter her coach took Morgan out of the game. Do you think that was hard for Morgan? Clap twice on your legs if you think it was hard for her.

- Let kids clap their hands twice on their legs as you count aloud.

Morgan sat out the rest of the game and her team lost.

- MEGA responds in surprise. Then raises a hand as if asking a question and scratches head.

MEGA, are you surprised? Confused? (*MEGA nods.*) Well, a lot of people were. Why would the coach bench his star player in the most important game of the year? Because she was tired.

What happens when you get tired? Do you play well then? (*Group response*) It's hard to play when you're tired. It can feel like you're weighed down and sluggish. We will use this weighted backpack and oven mitts to represent being tired.

- Ask one of the volunteers to dribble through the chairs while wearing the backpack and oven mitts.
- MEGA cheers the volunteer on.

Was it harder with the oven mitts and backpack? (*Allow response.*) Being tired can really affect your performance. It can make easy things seem difficult and difficult things seem impossible.

- Allow the volunteer to return to her seat.
- MEGA high-fives the volunteer.

Some people wondered if the coach did the right thing taking Morgan out of the game. How do you think Morgan felt? Do you think she had a good attitude about it? Clap three times if you think she kept a good attitude.

- Allow the kids to clap three times as you count.
- MEGA rubs chin as if thinking.

She did! (*MEGA jumps up and down excitedly.*) When reporters asked Morgan if she was upset about not playing the last quarter of the game, she said no. She said her coach did what he thought was best for the team and she trusted him.

- MEGA holds up the oven mitts and backpack.

That's right, MEGA. Morgan knew she wasn't playing her best. She knew she wasn't the only one on the team who could play well.

▶▶ Click to show the **TEAM Spirit T Poster**.

If you like to sit on the bench, clap your hands once.

- Allow the kids to clap once while you clap.

If you'd rather play in the game, clap your hands twice.

- Allow the kids to clap twice while you count.

Most of us want to play. We want to score the most points. We want to be the star! Those are good things. But being a part of team sometimes means stepping back and letting others shine. Just like Morgan William did. Morgan's attitude showed that she understood our MEGA Point.

- MEGA jumps up and down, claps excitedly, then does the MEGA Point action.
- Lead the kids in saying the MEGA Point.

Give me the T!
Team means we, not me.

Having *TEAM Spirit* is important in sports. Working together and making sacrifices for our teammates helps everyone. But *TEAM Spirit* is also important in everyday life. You'll find out more about that in the Closing Rally. MEGA, will you be back then?

- MEGA jumps up and down and claps excitedly.

CONCLUSION

Right now we have another Sports Session. Who's ready to play some more sports? (*Group response*). MEGA, will you visit the Sports Sessions so everyone can practice the MEGA Point?

- MEGA waves excitedly.

Awesome! Follow your coach to your sport. Have fun!

- Dismiss the kids and coaches to Sports Session 3.
- Give each kid a **MEGA Verse Wristband** as they leave.



DAY 1

COACH'S CORNER



Encourage kids to wear their **Wristband** every day to camp.

▶ SPORTS SESSION 3



The Head Coaches conduct this session in the various Sports Areas. Instructions are found in the sports playbooks. The Huddle Coaches will assist the Head Coaches and encourage the athletes.


LEADERS	LOCATION
<ul style="list-style-type: none">👤 Head Coaches👤 Huddle Coaches	<ul style="list-style-type: none">✓ Sports Areas

> CLOSING RALLY

In the Closing Rally, kids hear a Bible story that reinforces today's theme.

DAY 1

RALLY OVERVIEW

TIME	RALLY SEGMENT	KEY PERSONNEL & MEDIA
	ARRIVAL TIME & MUSIC	Rally Coach; Music Coach;  Music & Media DVD , Music CD , or downloaded files*
	WELCOME	Rally Coach
	MEGA VISITS/OBJECT LESSON	MEGA; Rally Coach
	BIBLE STORY	Rally Coach; Director CD-ROM
	RESPONSE TIME/PRAYER	Rally Coach; Director CD-ROM
	CLOSING	MEGA; Rally Coach; Director CD-ROM

YOU WILL NEED

- MEGA Sports Camp TEAM Spirit Music & Media DVD or Music CD**
- MEGA Sports Camp TEAM Spirit Director CD-ROM**
- Large tarp or sturdy blanket
- Sports Flash 1**
- Theme Keeper**

GETTING READY

- ✓ Before the Rally, discover who MEGA can pull across the stage area on the tarp.

ARRIVAL TIME & MUSIC



- Have the Music Coach onstage and “TEAM Spirit” playing as the kids arrive. Encourage the kids to begin singing as they arrive.
- ▶▶ When everyone is assembled, lead the following song.
 - ▶ “TEAM Spirit”
- ▶▶ Click to show the **TEAM Spirit T Poster**.

NEW RESOURCES



* You may purchase the songs and video segments by downloading them from www.MEGASportsCamp.com

WELCOME

Welcome back! Did you learn something that will help you play your sport better? (*Group response*)

If you had a lot of fun, clap and cheer as loud as you can when I count to three. Are you ready? One, two, three!

- Pause for kids to cheer.

MEGA VISITS

- ➔ MEGA enters and runs onstage.



MEGA! I'm so glad you're back. Did you see the kids playing sports today? (*MEGA nods yes.*) Didn't they all do a great job? (*MEGA nods yes.*) Did they say the MEGA Point? (*MEGA nods yes.*)

→ MEGA does the MEGA Point action.

I think MEGA wants us to say the MEGA Point right now. Let's see how loud we can say it.

Give me the T!
Team means we, not me.

MEGA, the kids have done a great job learning the MEGA Point, don't you think?

→ MEGA nods enthusiastically.



BIBLE STORY

(Matthew 4:18–22; 9:9; Mark 1:16–20; John 1:35–51; Luke 5:1–11)

Kids hear a Bible story which reinforces today's MEGA Point.

YOU WILL NEED	GETTING READY
<input type="checkbox"/> Large tarp or sturdy blanket	<input checked="" type="checkbox"/> Choose coaches to sit on stage who will not distract the kids as you tell the story.

▶▶ Click to show the Day 1 Bible Story art Intro.

Every day at MEGA Sports Camp, we'll hear a sports story about amazing athletes who have *TEAM Spirit*, and we'll hear a story from the Bible. Our Bible stories are about Jesus when He lived here on earth. Jesus is God's Son. Are you ready to hear the story? (*Group response*)



Great! Jesus came to earth to show everyone God's love and forgive their sin. Showing love to everyone was a pretty big job. I'm going to need some of my coaches to help me illustrate today's story.

- Spread a large tarp or sturdy blanket on the floor, center stage.
- Invite two or three large coaches to come sit on the tarp. They will remain on the tarp throughout the Bible story.

These coaches are going to represent people who need to know about God's love. Jesus could have done it alone—after all, He is God. BUT He chose to gather a team to help Him tell everyone about God's love.

▶▶ Click to show the Day 1 Bible Story art 1A.



One day Jesus was at the Sea of Galilee teaching people. That day, He invited four people to follow Him. They were two pairs of brothers who were fishermen.

Does anyone like to go fishing? Raise your hand. (*Group response*)

- Choose four small kids from those with raised hands. Have them stand at their seat.

These four men had fished in their boats all night and hadn't caught anything. But Jesus had a way to help them. Jesus told Peter and Andrew to drop their nets into the water. Peter and Andrew did as Jesus said.

And surprise! They caught so many fish, they couldn't pull them all into the boat. They needed their friends James and John to bring their boat and help. The two boats were so full of fish, they almost sank.

When they got back to shore, Jesus said, "Follow me" and invited them to be on His team. Do you think Peter, Andrew, James, and John chose to be on Jesus' team? Shout your answer! (*Group response*) Yes, they did.

- Invite the four standing kids to the stage.

Do you think four people were enough to tell everyone in the world about God's love?

- Let the four kids onstage attempt to pull the tarp.

Jesus wanted to add more people to His team. Later Jesus talked to a man named Philip. The next thing Philip did was go find a friend. Who is here with a good friend? Raise your hand and point at your good friend.

- Invite two friends to the stage.

▶▶ Click to show the Day 1 Bible Story art 1B.

Jesus wanted both friends to be on His team. Do you think they said yes to Jesus' invitation? (*Group response*) Yes. They did!

Jesus wanted more people on His team. He surprised everyone when He asked Matthew to join His team. Who has a piggy bank? Raise your hand.

- Choose a kid from those with raised hands to stand at their seat.

▶▶ Click to show the Day 1 Bible Story art 1C.

Matthew had a lot of money. He was a tax collector. Not many people wanted a tax collector for a friend. But Jesus did. Do you think Matthew followed Jesus? (*Group response*) He sure did!

- Invite the standing kid to the stage.

How many disciples is that so far?

- Lead the kids in counting the seven kids on stage.

Let's see if that's enough to show everyone in the world God's

TEAM TIPS



Choosing smaller kids will help illustrate this Bible story better. The harder it is for them to pull the coaches the better.

Another option is to seat a coach on a table and have kids try to lift it. If doing this, choose older kids.



love. How many disciples did I say Jesus chose? Shout your answer. *(Group response)* Jesus invited twelve men to be on His team. So, I'm going to need five more. If this is your first time at Sports Camp, raise your hand.

- Choose five older kids and Huddle Coaches with raised hands to come to the stage.

▶▶ Click to show the Day 1 Bible Story art Intro again.



After Jesus chose these twelve men, He traveled with them for about three years. They got to hear Jesus tell people about God's love. They got to see Him show God's love. And the twelve men got to share God's love with others too.

Let's see what happens when these twelve men became a team.

- Position the kids and Coaches around three sides of the tarp. Each one will hold a section of the tarp.
- At the count of three, they will all pull the tarp toward the other side of the stage.
- Encourage the other kids to cheer for the pulling team.

Jesus knew what we just discovered. A team can do more working together than any person can do alone.

By choosing a team, Jesus knew that after He went back to heaven, His friends could keep spreading the good news that God loves everyone.

RESPONSE TIME

Huddle Coaches will see who in their group is finding out about Jesus for the first time.

Even though Jesus is in heaven now, He is still inviting people to join His team. He still wants everyone to know that God loves us.

Huddle Coaches, have you chosen to be on Jesus' team? If so, hold out both arms in front of you and stack your hands. *(Pause while they do this.)*

Kids, now it's your turn. If you have chosen to be on Jesus' team, stack your hands on top of your coach's hands. *(Pause while kids do this.)*

If today is the very first time you have heard that God loves you and wants you to join Jesus' team, stack your hands on top of your Huddle Coach's hands. *(Pause while kids do this.)* You'll have the opportunity to join Jesus' team.

(If there are kids who have not responded, add the following.) If you haven't added your hands to the stack, that may mean you know who Jesus is, but haven't realized that being on His team is an important choice you can make. You should think about it

COACH'S CORNER



While MEGA Sports Camp is designed for a specific salvation altar time on Day 4, the Holy Spirit may draw kids to salvation on other days of your camp.

You may wish to ask your Prayer Coach to be available to pray with kids for salvation at the end of any Response Time. This will allow the Huddle Coaches to continue guiding the other kids during the Closing Time.

carefully. Join your Huddle Group and add your hands on top of the stack. *(Pause while kids do this.)*

PRAYER

Jesus loves each one of us, and He wants us to choose to be on His team. He will help us remember that “Team means we, not me” as we grow closer to Him. Keep your hands stacked as we pray together.

Dear Jesus, thank You for loving each of us. Thank You for coming to earth so we could join Your team. Help us follow You and work together with *TEAM Spirit* as we learn more about You. Amen.

CLOSING

Okay, keep your hands stacked. Now we’re going to wrap up our MEGA Sports Camp time for today. So join me as I count to three. Then, Huddle Coaches, lead your group in shouting, “TEAM Spirit” as you throw your hands up into the air. Ready? One. Two. Three. *TEAM Spirit!*

➔ MEGA enters excitedly then does the MEGA Point action.

▶▶ Click to show the **TEAM Spirit T Poster**.

Hey, let’s join MEGA and do the MEGA Point.

Give me the T!
Team means we, not me.

MEGA, every single person here can be a winner when they have *TEAM Spirit*, can’t they? And I hope every one of them comes back next time. How about you?

➔ MEGA nods and smiles.

As you leave today, you’ll get today’s **Theme Keeper**. Plus you’ll get the first *Sports Flash*. Do the activities inside and bring back the “I Did It!” slip next time, so you can enter the drawing for a prize.

- Show **Sports Flash 1** and point out the slip kids need to return.

Great job, everyone! Thanks for a great day at our MEGA Sports Camp event. Good-bye!

➔ MEGA waves good-bye too.

- Give a copy of **Sports Flash 1** and a **Theme Keeper** to each kid.

COACH'S CORNER



Verify the sign-out procedure for kids with the Director.

COACH'S CORNER



Play the “MEGA Sports Camp Song” as the kids leave for the day.

