

# KINDERGARTEN

AGES 5 - 6

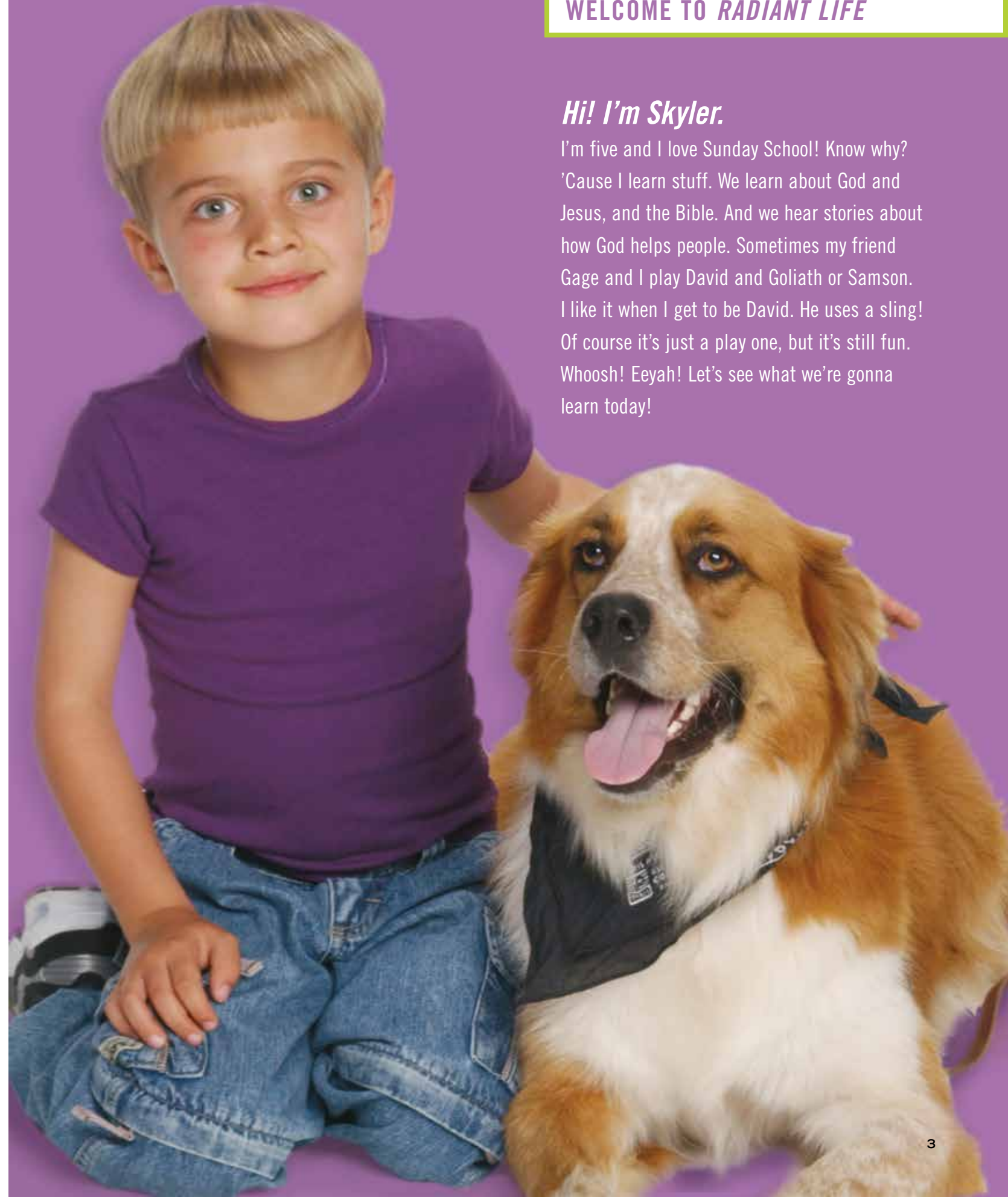


Radiant Life

***Hi! I'm Skyleer.***

I'm five and I love Sunday School! Know why? 'Cause I learn stuff. We learn about God and Jesus, and the Bible. And we hear stories about how God helps people. Sometimes my friend Gage and I play David and Goliath or Samson. I like it when I get to be David. He uses a sling! Of course it's just a play one, but it's still fun. Whoosh! Eeyah! Let's see what we're gonna learn today!

- 3** Welcome to *Radiant Life*
- 4** *Radiant Life* Philosophy
- 5** Who You Teach
- 6** Sample Teacher Guide Lesson
- 12** Classroom Resources
- 14** Student Resources
- 16** Young Explorers

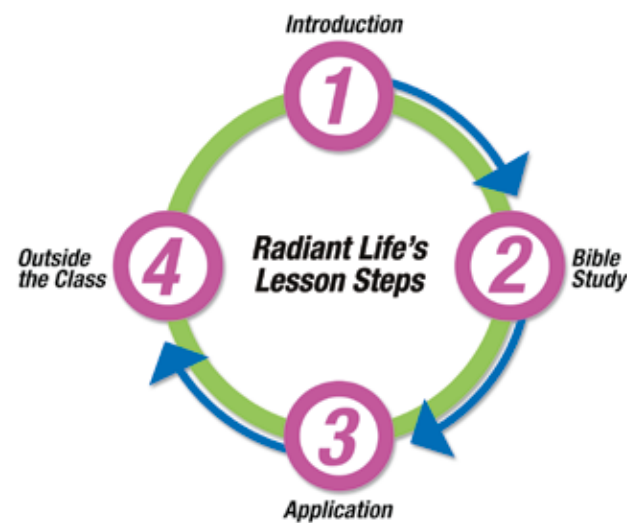


## RADIANT LIFE PHILOSOPHY

You'll know your *Radiant Life* lessons are successful when two things happen—your students gain Bible knowledge, and they let biblical principles change their lives. With *Radiant Life* you'll ...

### SAVE VALUABLE PREP TIME

Time is valuable and you probably don't have a lot to spare. That's why *Radiant Life's* lessons are easy to use. The clear objectives, lesson overview, and at-a-glance activity options make prep time a snap. Plus, the lesson outline format helps you move quickly and easily through the four lesson steps as you teach. (See illustration.)



### RADIANT LIFE IS ALWAYS BIBLICALLY SOUND

*Radiant Life* lessons are firmly rooted in God's Word—and they always will be! Plus, our unique Pentecostal approach ensures that *Radiant Life* curriculum goes beyond the basics, allowing the Holy Spirit to make life-altering transformation.

<b>We Believe...</b>	<b>THE TRINITY</b> Matthew 28:19	<b>COMMUNION</b> 1 Corinthians 11:22–26	<b>CHURCH AS BODY OF CHRIST</b> Ephesians 4:11–16
	<b>THE DEITY OF CHRIST</b> John 1:1	<b>HOLY SPIRIT BAPTISM</b> Acts 2:4	<b>MINISTRY</b> Mark 16:15–20
<b>INSPIRATION OF SCRIPTURE</b> 2 Timothy 3:16	<b>SALVATION</b> Titus 3:5–7	<b>SPIRITUAL GIFTS</b> 1 Corinthians 12:4–10, 28	<b>DIVINE HEALING</b> Isaiah 53:4,5
<b>THE ONE TRUE GOD</b> Deuteronomy 6:4	<b>WATER BAPTISM</b> Matthew 28:19	<b>SANCTIFICATION</b> Romans 12:1,2	<b>THE SECOND COMING OF CHRIST</b> 1 Thessalonians 4:16,17

*Radiant Life* curriculum includes these doctrines. Principle doctrines for every quarter are shown on the age-level pages in the *Radiant Life* scope and sequence.

### ADAPT THE LESSON FOR YOUR CLASSROOM

No one knows your students like you do. That's why every *Radiant Life Kindergarten* lesson includes plenty of activities so you can choose the best learning option to fit your schedule and meet your students' learning needs.

### KEEP STUDENTS INVOLVED AND FOCUSED

All your students want to enjoy class time, but how much of the study do they remember? Research\* shows that students learn best in a variety of ways:

- Seeing (visual: 40%)
- Touching (tactual: 15–20%)
- Hearing (auditory: 20–30%)
- Moving (kinesthetic: 15–20%)

You'll find *Radiant Life Kindergarten* lesson activities cover each of these learning preferences, so you can include those that appeal to your students' needs.

\* Resource: *Teaching Students to Read Through Their Individual Learning Styles*, Marie Carbo, Rita Dunn, and Kenneth Dunn, Prentice-Hall, 1996, p. 13.

### SEE YOUR STUDENT'S LIVES CHANGED

Your goal is to help your students become more Christlike. Our goal is the same. That's why every *Radiant Life Kindergarten* study includes a life-application objective and activities. We want your students to discover that becoming like Jesus runs deeper than avoiding punishment or seeking reward. It's about choosing to do the right thing because they love Jesus and want to follow Him.

Because every student learns differently, *Radiant Life Kindergarten* studies include multiple activity options that target the four basic learning styles. That way, you can tailor your lesson to meet the needs of your students. Here's how your students learn:

## WHO YOU TEACH



## SEEING (visual)

Justin likes to "see" his world. He enjoys colors, contrast, posters, illustrations, and videos, but gets bored when there are no visuals.



## HEARING (auditory)

Tim "hears" his world. He responds well to verbal interaction and enjoys being involved in discussion and debate, but becomes bored when he hears information he already knows.



## TOUCHING (tactual)

Emily likes to get in touch with her world. She needs to feel good about new concepts and learns best when she can manipulate objects with her hands.



## MOVING (kinesthetic)

Rachael loves to experience her world. She moves a lot during class and enjoys participating in active illustrations like dramas and hands-on activities.

# SAMPLE TEACHER GUIDE LESSON

*Radiant Life Kindergarten* lessons are easy to follow. Large, bold directives at the beginning of each segment walk you through the study at a glance. And our easy-to-follow format will help you keep your place while you teach the lesson.

Every **Teacher Focus** will familiarize you with the lesson and how it relates to your students.

This convenient, at-a-glance chart will simplify your preparation time. Simply select the activities you intend to use and the materials list will ensure you have all the necessary supplies ready.

Every *Radiant Life Kindergarten* lesson begins with specific goals to show you exactly where you're going and how your students will benefit from the ride.

The **Objective** and **We Believe** provide the biblical foundation for the lesson.

To give you every teaching advantage, a host of illustration options, additional resources, and other teacher hints can be found in the sidebar.

## Jesus Walks on Water

UNIT 3: Jesus Can Do Anything



### Teacher Focus

This lesson is based on the story of Jesus walking on water to reach His friends. Only the Son of God could walk on water. Only He could calm the winds as He got into the boat. Jesus has all power!

Children are often afraid of storms. Use this lesson to help them develop a balanced view. Yes, storms are to be respected and safety measures should be taken. But terror is an unnecessary response. The same Jesus who walked on water is with us during storms.

### Memory Verse

Be of good cheer: it is I; be not afraid. Mark 6:50 (KJV)  
Take courage! It is I. Don't be afraid. Mark 6:50 (NIV)

### Bible Text

Mark 6:45-51

### Objective

The child will be able to tell the story of Jesus walking on water to go to His disciples.

### Life Application

**Courage:** To help each child feel confident that Jesus is with him whenever he feels afraid, including during storms.

### We Believe

Jesus has all power over nature.

LESSON STEP	ACTIVITY	MATERIALS NEEDED
<b>Coming to God's House</b> <i>5-10 minutes</i>	<input type="checkbox"/> Attendance	Page 94, items from the <i>Kindergarten Resource Packet</i>
	<input type="checkbox"/> Worship Ideas	See pages 68 and 69.
	<input type="checkbox"/> Welcome	Power sign
	<input type="checkbox"/> Lesson Lead-In	
	<input type="checkbox"/> Powerful Experiment 1	Baking soda, milk, vinegar, drinking glass, large cake pan
	<input type="checkbox"/> Powerful Experiment 2	Electric fan, feather, pencil, brick, sheet of paper, stapler
<b>Learning God's Word</b> <i>5-10 minutes</i>	<input type="checkbox"/> Bible Story	Visual 11 of the <i>Kindergarten Bible Visuals</i> , flannel board, Bible
<b>Applying God's Word</b> <i>15-20 minutes</i>	<input type="checkbox"/> Bible Review	Large box or laundry basket, questions on page 79
	<input type="checkbox"/> Student Pages	<i>Kindergarten Lesson Pages</i> , crayons or markers
	<input type="checkbox"/> Memory Verse	Umbrella
<b>Taking God's Word Home</b> <i>10-15 minutes</i>	<input type="checkbox"/> Handwork Packet	<i>Kindergarten Handwork Packet</i> Activity 11, markers, clothes hangers, yarn, tape
	<input type="checkbox"/> <i>Kindergarten Resource Packet</i>	
	<input type="checkbox"/> Pinwheels Galore	Crayons, unsharpened pencils, pushpins, scissors, Sheet 14
	<input type="checkbox"/> Jesus Can Do Anything	Prepared game board
	<input type="checkbox"/> Take-Home Paper	<i>Kindergarten Kidz Adventures</i>
<b>Extended Session Ideas</b> <i>Church Time</i>	<input type="checkbox"/> Snack	Hot dogs on buns cut in half, drinks, napkins
	<input type="checkbox"/> Rain Sticks	Rice, masking tape, newspapers, toilet tissue cardboard tubes
	<input type="checkbox"/> Boat Race	Two dishpans, water, toy boats
	<input type="checkbox"/> Doorknob Hangers	Yarn, paper punch, glitter, glue, black or dark blue paper
	<input type="checkbox"/> Exit Game	No supplies needed
	<input type="checkbox"/> Cleanup Idea	Umbrella

Products shown in italic are available for purchase from *Radiant Life* at 1-800-641-4310 or at [www.RadiantLife.org](http://www.RadiantLife.org)

**Life Application** shows you how your students develop godly character from the lesson.



## Coming to God's House (5-10 min.)

**Attendance, Songs, Worship, Giving:** See pages 68 and 69 for ideas. A unit action rhyme is also provided on page 69.

**Welcome:** Place a sign near the door that reads "POWER." Let each child "read" the sign. Say, "Today we will learn about Someone who had power over everything."

### LESSON LEAD-IN

**Power Object Lesson:** You will need baking soda, milk, vinegar, a drinking glass, and a large cake pan.

Place the glass in the pan. Pour 1 cup of milk into the glass. Let a child add 2 tablespoons vinegar to the milk. Then you will add 1 tablespoon of baking soda to the glass. The mixture will react, sending foam up and out of the glass and into the pan.

Say, "This is a powerful experiment. Today we are going to learn about Jesus' power. It is greater than any power in any experiment."

**Optional Object Lesson:** You will need an electric fan, a feather, a pencil, a brick, a sheet of paper, and a stapler.

Say, "Wind has power. It can be used to turn windmills that pump water or provide electricity. It can also cause great damage during storms. Let's see what the wind from our fan will blow off the table." Then use the fan to see if the items listed above will blow off the table. Let the children make predictions about each item.

Conclude by saying, "Wind is stronger than some things, but not stronger than everything. Today we will learn about Someone who is much stronger than any wind."



## Learning God's Word (5-10 min.)

### BIBLE STORY

Use the Bible story and visuals to teach students about the miracle of Jesus walking on water to reach His friends.

### THE DISCIPLES IN A BOAT

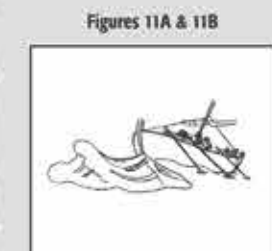
Row! Row! Row! Jesus' friends, the disciples, pulled hard at the oars. They wanted to get to shore, but the wind was blowing against them. (Display Figures 11A and 11B from Visual 11 of the *Kindergarten Bible Visuals*.)

### Teacher Tip

Prepare for early arrivers by keeping simple activity supplies on hand. Blocks, play dough, and coloring work well.



Valentines are provided in the Kindergarten Resource Packet.



Figures 11A & 11B

Lesson 11  
Kindergarten Teacher Guide

Get your lessons off to a great start with the opening activity options. Additional ideas are included at the beginning of every unit so you will always have options to fit your class.


We intentionally include more options than you can use in a normal class period to ensure our *Radiant Life Kindergarten* resources are adaptable for a wide variety of settings and learning styles.

### MAKE IT WORK FOR YOU:

Before class read through the options and choose the ones best suited to your students, time constraints, and classroom setting. Remember, anything labeled "option" can be used or left out without impacting the lesson's effectiveness.

*Radiant Life Kindergarten* lessons tell the Bible story with words and language your students understand to better help them connect with your teaching. Plus, the convenient headers will help you keep your place when you answer Savannah's many questions.

Colorful flannelgraph figures from the **Bible Visuals** help keep your visual learners' attention fixed on the Bible story while you share it. Sketches are provided in the sidebar to help you know which visual to show at each point in the story.



**Text Note**

*Peter walking on water is included in another Bible story. It has been omitted from this lesson to keep the story focused on Jesus' power over nature.*

*The story of Peter walking on water is covered in a later lesson.*

Lesson 11  
Kindergarten Teacher Guide

Figures 11B & 11C

Figure 11D

**HOURS OF ROWING**

Imagine how tired the men were. They had been rowing since evening. Now it was several hours after midnight and their boat was still in the middle of the lake.

**WHERE IS JESUS?**

Jesus was not in the boat. He was up on a mountain praying. But Jesus knew the problem His friends were having. Jesus would go and help His friends.

**JESUS WALKS ON WATER**

So Jesus walked down the mountain and out onto the water. Yes, Jesus walked on the water! He did not need to swim or float. He just walked on the top of the water like you or I walk on a floor! *(Add Figure 11C.)*

**JESUS' FRIENDS ARE SCARED**

Jesus walked on the water right out to His friends in the boat. But when Jesus' friends saw Him, they did not know it was their friend Jesus.

"It's a ghost!" they cried. They were afraid.

Imagine how you would feel if you were in a boat at night in the middle of a big lake and you saw someone walking on the water. You might feel afraid too.

**JESUS CALMS HIS FRIENDS**

Quickly Jesus spoke to His fearful friends. "Take courage! It is I. Don't be afraid," He said.

How happy the disciples must have been to hear Jesus' voice. How happy they must have been to know that Jesus was there and could help them.

**THE WIND CALMS**

Soon Jesus climbed into the boat with the friends. *(Remove 11A, 11B, and 11C. Display Figure 11D.)* When Jesus climbed into the boat, something amazing happened. The wind calmed down. Now it would be easy for Jesus' friends to row their boat to land.

**JESUS IS STRONGER THAN NATURE**

That night Jesus' friends discovered something important about Jesus. Jesus was stronger than nature. He could walk on water. He could calm a strong wind. Jesus' friends learned that when Jesus was with them, they did not need to be afraid of anything.

**JESUS WILL PROTECT YOU**

Is Jesus your friend? He is with you all the time. He can help and protect you just as He helped and protected His friends in the boat. When it storms, Jesus is with you. Whenever you feel afraid, Jesus is with you to help you. *(Lead the children in prayer, asking God to help the children trust God during storms and other scary times.)*

You'll be able to gauge your students' understanding with the fun activities that involve children in the Bible story and review questions included in *Radiant Life Kindergarten* lessons. After all, helping your kindergarten students gain Bible knowledge and become more like Christ is what *Radiant Life* is all about.



**Applying God's Word** (15-20 min.)

Use one or more of the following activities to review the lesson and to help the children pray when they feel afraid.

**BIBLE REVIEW**

**Boat Review:** You will need a large box or laundry basket. Using the basket or box as a boat, let the children take turns sitting in the "boat" while the other children make wind and storm sounds. The child in the boat should rock back and forth as if in a storm at sea. Then ask the child in the "boat" a review question. Play until every child has sat in the "boat."

**Questions:** These questions will help you review today's lesson.

1. Why were Jesus' friends having a hard time getting their boat to land? *(The wind was blowing against them.)*
2. Where was Jesus while His friends worked hard to get the boat to land? *(praying on a mountain)*
3. How late was it when Jesus went to see His friends? *(several hours after midnight)*
4. How did Jesus come to see His friends? *(He walked on the water.)*
5. What did Jesus' friends think Jesus was when they saw Him walking on the water? *(They thought He was a ghost.)*
6. Finish what Jesus said to help His fearful friends. "Take courage. It is I. Don't be \_\_\_\_." *(afraid)*
7. What happened when Jesus climbed into the boat? *(The wind calmed down.)*
8. Who has power over nature? *(Jesus)*
9. Who can help you when you feel afraid? *(Jesus)*
10. What should you do when you feel afraid in a storm? *(Pray and ask Jesus to help you and keep you safe.)*

**LESSON PAGES**

You will need for each child a copy of Lesson 11 from *Kindergarten Lesson Pages*. You will also need crayons and pencils.

Give each child a lesson page and help him work the activity on the front of the page. Then he will turn over his paper and color the Bible story picture.

Say, "Whom did Jesus' friends see walking on water? Was that unusual? Why? That's right, people can't walk on water, but Jesus can. Jesus can do anything."

**MEMORY VERSE**

*Be of good cheer: it is I; be not afraid. Mark 6:50 (KJV)*  
*Take courage! It is I. Don't be afraid. Mark 6:50 (NIV)*

**Lesson Pages**



Full-color student pages will help drive the lesson point home with fun pencil activities and story review. **Kindergarten Lesson Pages** keep children learning at age-appropriate levels.

"I'm a good helper. Mr. Gibbons said so. He lets me put the pictures up on the board and sometimes I even get to take them home!"



*If you prefer to teach one unit verse for Lessons 10-13, see page 68.*

Lesson 11  
Kindergarten Teacher Guide

Hiding God's Word in young hearts is key to building strong character. Every lesson focuses on a foundational verse for your students to memorize.

Kids love to make things, and the **Kindergarten Handwork Packet** makes craft time easier than you ever imagined. Your students will love the full color crafts and stickers. You'll want to order one **Handwork Packet** for every student.

The **Kindergarten Resource Packet** is the perfect resource to customize each week's lessons to further fit your needs with posters, activities, and games.

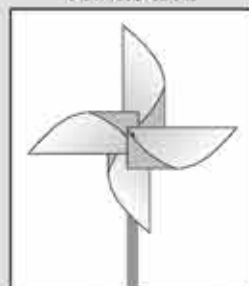
**Kidz Adventures** will keep children learning at home with fun pencil activities, memory verse reminder, craft ideas, and life application story.

**Evaluation** questions help you quickly evaluate how well you your students understood the lesson.

Handwork Activity 11



Pinwheels Galore



Kidz Adventures



**EVALUATION**  
 1. Was each child able to tell the story of Jesus walking on water to go to His disciples?  
 2. Did I help each child feel courage as he believes that Jesus is with him whenever he feels afraid, including during storms?

Lesson 11  
Kindergarten Teacher Guide

Say the verse several times in unison. Ask, "Who said this? When did He say it? Whom did He speak to?" Discuss the answers.  
 Then hold an umbrella open over your head and say the verse. Let each child in turn hold the umbrella and say the verse.



**Taking God's Word Home** (10-15 min.)

**HANDWORK**

You will need yarn, tape, and for each child a clothes hanger and a copy of Activity 11 from *Kindergarten Handwork Packet*.  
 Give each child an activity page. Help her color the lightning bolt and punch out the pieces. Then she will use yarn to hang the Jesus figure from the middle of a clothes hanger. She will use lengths of yarn to hang the cloud, lightning, waves, and rain from the hanger. Use yarn to hang the verse from Jesus.  
 Ask, "Who is bigger than any storm? Yes, Jesus is. Even the sea, the wind, and the rain must obey Him. He has power to help us when it storms. He has all power."

**KINDERGARTEN RESOURCE PACKET**

- Pinwheels Galore:** You will need crayons, unsharpened pencils, pushpins, scissors, and for each child a copy of Sheet 14 from the *Kindergarten Resource Packet*.  
 Give each child a pinwheel. He will cut on the lines, color the pinwheel, and fold in each side with an X. He will use a pushpin to attach the pinwheel to a pencil eraser. The pin goes through all the Xs and into the pencil. He can blow on the pinwheel to make it spin.  
 Say, "Wind makes our pinwheels spin. Who is stronger than the wind? Yes, Jesus is. Jesus walked on water and made the wind stop. Jesus can help you when it storms. He has all power."
- Jesus Can Do Anything Game:** You will need the windows game from Lesson 6. To play, display the game with the flaps closed. Let a child choose a symbol and guess the Bible story that it represents. Then he will open the flap to see if he correctly identified the story to match the symbol.  
 Save the game items for use in Lesson 12.

**TAKE-HOME PAPER**

Give each child a copy of *Kidz Adventures*. This paper contains the Bible story, a life application story, and reinforcement activities.

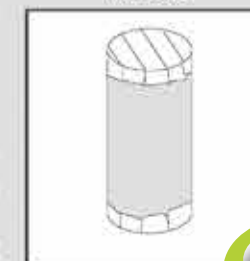


**Extended Session Ideas**

- Snack:** You will need hot dogs and buns, a knife, drinks, and napkins. Make sure each child washes his hands. Then give him a napkin and a drink. Place the hot dogs in the buns and cut them in half. Give each child half of a hot dog.  
 Say, "Hot dogs sort of look like boats. Who was in a boat in our Bible story? Who helped the scared people in the boat? Who helps you when you feel afraid?"
- Rain Sticks:** You will need uncooked rice, masking tape, newspapers, and for each child a tube from a toilet tissue roll.  
 Give each child a cardboard tube and help him cover one end with masking tape. Then he should tear the newspaper into strips and stuff the strips into the tube. Now help the children pour about ¼ cup of dried rice into the tube. Seal the open end of the tube with more tape. The child should be able to turn the tube from end to end and hear a sound like rain.  
 Say, "Listen to your rain stick and think about how Jesus controlled both the wind and the water in our Bible story."
- Boat Race:** You will need two dishpans, water, and two small toy boats that float. Divide the class into two teams. Have each team line up behind a tub. Place a toy boat in each tub. Each child in turn will blow against the boat to move it to the other end of the tub. When it touches the far side of the tub, he picks up the boat and moves it back to touch the first side. Then the next child blows the boat across the tub. Play until each child has used his breath to move the boat across the tub.  
 Say, "What you just did with your breath, Jesus can do with real winds. Jesus has power over everything, including storms."
- Doorknob Hangers:** You will need yarn, a paper punch, glitter, glue, and half sheets of black or dark blue paper on which you have sketched "Jesus" in large block letters.  
 Give each child a paper. Help him fill the letters with glue. Then he sprinkles glitter onto the glue and shakes off the excess. Help him punch holes in the top corners and add a yarn hanger.  
 Say, "Hang this in your bedroom. When you wake up during a storm, look at this door hanger and remember that Jesus is with you to protect you."  
*Adaptation:* Use glow-in-the-dark markers instead of glitter.
- Exit Game:** Play a guessing game. Give clues and let the children guess the answers. Suggested clues include "I calmed the storm. Who am I?" (*Jesus*) "The waves hit me very hard. What am I?" (*boat*) "We were in the boat during the storm. Who are we?" (*disciples*) "We were very scared during the storm. Who are we?" (*disciples*) "I walked on water. Who am I?" (*Jesus*)

Use these ideas if your Sunday School class is longer than 1 hour:

Rain Sticks



Doorknob Hangers



**CLEANUP**  
 Use the umbrella from the memory verse activity. Gently tap a child with the closed umbrella. Then tell him a cleanup task to complete. When everything is put away, help the children gather their belongings.

Lesson 11  
Kindergarten Teacher Guide

**Extended Session Ideas** ensure you'll never be caught off guard if service runs longer than expected. Use one or more ideas to keep your students occupied and engaged until parents arrive or as second hour activities to reinforce what they've learned.

We always play fun games in Sunday School. Mr. Gibbons even makes clean-up fun. He's the best!



## CLASSROOM RESOURCES

*Radiant Life's Kindergarten* supplemental classroom materials makes teaching simpler than ever.

Rivet wandering attention spans with the **CD** included in the *Resource Packet*. It features Bible story skits, listening activities, and split-track songs with stereo accompaniment tracks.

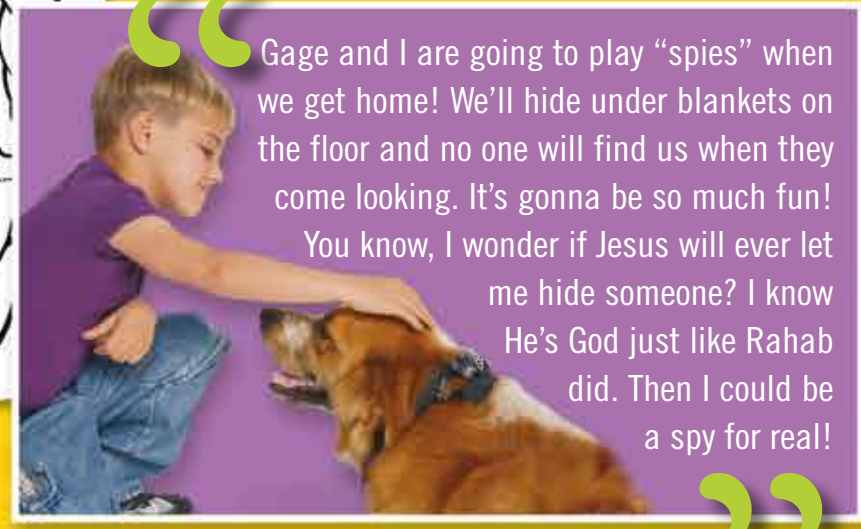
**IDEA FILE:** Teach one or more of the songs to your class and take your group on the road. Have them minister to the congregation in the Sunday morning service.

Everything you need to keep your students engaged and learning is at your fingertips in the **Kindergarten Resource Packet**. It's stuffed full of posters, stickers, reproducible activity pages, games, and appreciation items.




The songs from the **CD** are provided in **Sheet Music**, so you can help your students learn the songs and/or take advantage of the piano that might be in your classroom.

These **Copy Masters** shoulder a lot of your load by helping you with song time, Bible memorization and review, as well as a variety of weekly activities.

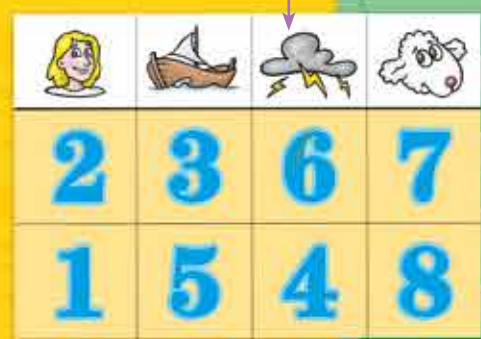


Gage and I are going to play "spies" when we get home! We'll hide under blankets on the floor and no one will find us when they come looking. It's gonna be so much fun! You know, I wonder if Jesus will ever let me hide someone? I know He's God just like Rahab did. Then I could be a spy for real!




Sold separately from the *Resource Packet*, these colorful, flannelgraph **Bible Visuals** will help visual learners pay attention as you tell every Bible story. And the prepunched perforation make your preparation a snap.

Further cement your Bible story learning with extra games and activities.




The **Posters** for each unit can be used in activities, as prizes, or to decorate your classroom.




Keeping track of memory work, good behavior and attendance is simple with the **Incentive Poster**. Mark the student's attendance, completed memory work, and good behavior with the included stickers.

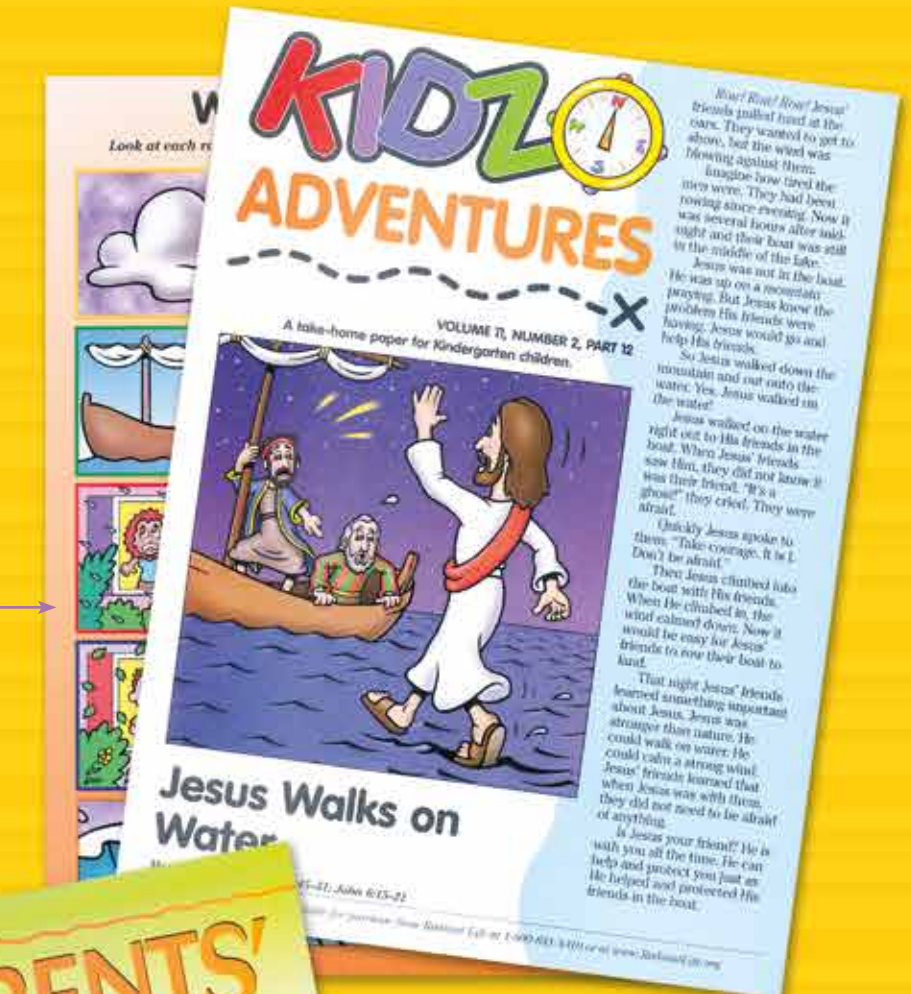
Kindergarten Lesson Pages reinforce the day's story with pencil activities that help develop learning skills, memory verse review, and a fun coloring page.



Take all the hassle out of craft time with the **Kindergarten Handwork Packet**. This handy resource includes a craft activity and instructions for every lesson as well as one page of full-color stickers to be used throughout the quarter. You'll want to order one for every student.



Kidz Adventures will keep students learning throughout the week with the Bible story, a life-application story or rhyme, pencil activities, craft ideas, games, and more.



The quarterly **Parent's Guide** keeps the whole family involved with parenting tips and a calendar featuring at-home activities to reinforce each week's lesson.







# A Full Year of Children's Church All in One Kit!

Take your kids (grades K–6) on unforgettable, fun-filled, Bible-based adventures when and where you choose! **Young Explorers'** affordable, undated studies take your Children's Church exploring through the Old and New Testaments. Each CD volume features an assortment of exciting themes like wagon trains, the Olympics, castles, and newsrooms. And best of all, you can continue to share these adventures with future students, because every theme is fully reusable.



- Each theme includes:**
- 13 theme-related lesson plans
  - 3 reproducible activity sheets per lesson
  - 3 music lead sheets
  - Puppet skits
  - full-color theme backdrop
  - music & sound effects CD
  - extra resource pages
  - posters in 3 fun designs

- Volume 1**
- Baseball theme: Lessons from Jesus' Disciples
  - Frontier theme: Lessons from Joseph and Moses
  - Castle theme: Lessons from Old Testament Kings
  - School theme: Lessons from the Parables
- Volume 2**
- Army theme: Lessons from the Ten Commandments
  - Newsroom theme: Lessons from the Old Testament Judges
  - Olympic theme: Lessons in Christian Living
  - Airport theme: Lessons in World Missions
- Volume 3**
- Wilderness theme: Lessons on Saul and David
  - Kids' Club theme: Lessons on the Names of Jesus
  - Roman theme: Lessons about God's Armor
  - Construction theme: Lessons on the Temple and Exile
- Volume 4**
- Australian theme: Lessons on Creation and the Flood
  - Orchard theme: Lessons on the Fruit of the Spirit
  - Detective theme: Lessons on the Holy Spirit
  - Holiday theme: Lessons for the Holidays
  - Road Trip theme: Lessons on Bible Doctrine

Looking for more information? How about a sample lesson? Call and order your free exam kit or visit [www.radiantlife.org](http://www.radiantlife.org).

